

CHANGE ORDER

No. 1-01

PROJECT: 2022 Capital Outlay Project OWNER: Ogdensburg City School District 1100 State Street Ogdensburg, New York 13669 CONTRACTOR: Barrett Paving Materials (Name, Address) 26572 NYS Rt. 37 Watertown, NY 13601 CONTRACT FOR: No. 1 - Site CONTRACT DATE: August 22, 2022	DATE OF ISSUANCE: November 2, 2022 ENGINEER: BCA Architects & Engineers 15 Public Square Watertown, New York 13601 ENGINEER'S PROJECT NO.: 2022-013 SED PROJ. MGR.: Wendy Clark SED CONTROL NO.: 51-23-00-01-0-006-013 John F. Kennedy
---	---

You are directed to make the following changes in the Contract Documents to include all labor, material, and equipment:




Add to provide an asphalt drive/walkway connection around the rear of the building to accommodate pedestrians as well as maintenance vehicles as per Contract Drawing JC-L1. \$ 33,844.50

Total \$ 33,844.50

Attachments: (list documents supporting change)

This Change Order constitutes compensation in full to the Contractor for all costs attributable to these changes for all delays related thereto and for performance of the work within the time stated herein. The Contractor further waives all rights resulting from the cumulative effect of this and all preceding Change Orders.

CHANGE IN CONTRACT PRICE:	CHANGE IN CONTRACT TIME:
Original Contract Price	Original Contract Time as per Milestone Construction Schedule
\$ 620,832.00	<small>days or date</small>
Previous Change Order: N/A	Net Change from previous Change Orders
\$ 0.00	none
Contract Price prior to this Change Order	Contract Time prior to this Change Order as per Milestone Construction Schedule
\$ 620,832.00	<small>days or date</small>
Net Increase of this Change Order	Net Increase of this Change Order
\$ 33,844.50	none
Contract Price with all approved Change Orders	Contract Time with all approved Change Orders as per Milestone Construction Schedule
\$ 654,676.50	<small>days or date</small>

RECOMMENDED: BCA ARCHITECTS & ENGINEERS  Architect/Engineer Shawn M. Travers, RA Print or Type Name phone: (315) 782-8130 date: 11.02.22	APPROVED: OGDENSBURG CITY SCHOOL DISTRICT  Owner Kevin Kenda Print or Type Name phone: (315) 393-0900 date: 12/15/22	APPROVED: BARRETT PAVING MATERIALS  Contractor Ian M. Givine Print or Type Name phone: (315) 788-2037 date: 11/10/22
--	--	--



Barrett Paving Materials Inc.

26572 NYS Route 37 Watertown NY 13601 PHONE (315) 788-2037 FAX (315) 786-0748

A COLAS COMPANY

October 19th, 2022

To: **Ogdensburg City School District**

Re: **JC-L1 Additional Sidewalk**

Barrett Paving Materials, Inc. is pleased to offer the following proposal:

JC-L1 Change Order :

Excavate approx. 155 CY, place 12 inches of Type 2 subbase on geotextile fabric. Finegrade area for asphalt. Pave area(327 SY) with 3.5" of Type 3 Binder Course HMA and 1.5" of Type 6 Top Course HMA. Apply Tackcoat between lifts. Topsoil Edges and seed disturbed areas.

Labor Total:	\$8,454.00
Materials (HMA, Stone, Fabric)	\$16,068.00
Equipment	\$4,908.00
Total:	\$29,430.00
Markup (15%):	\$4,414.50
Change Total:	\$33,844.50

This quote is based on prevailing wage rates. Barrett Paving Materials, Inc. reserves the right to adjust its' quote, should the scope of work and or completion date change.

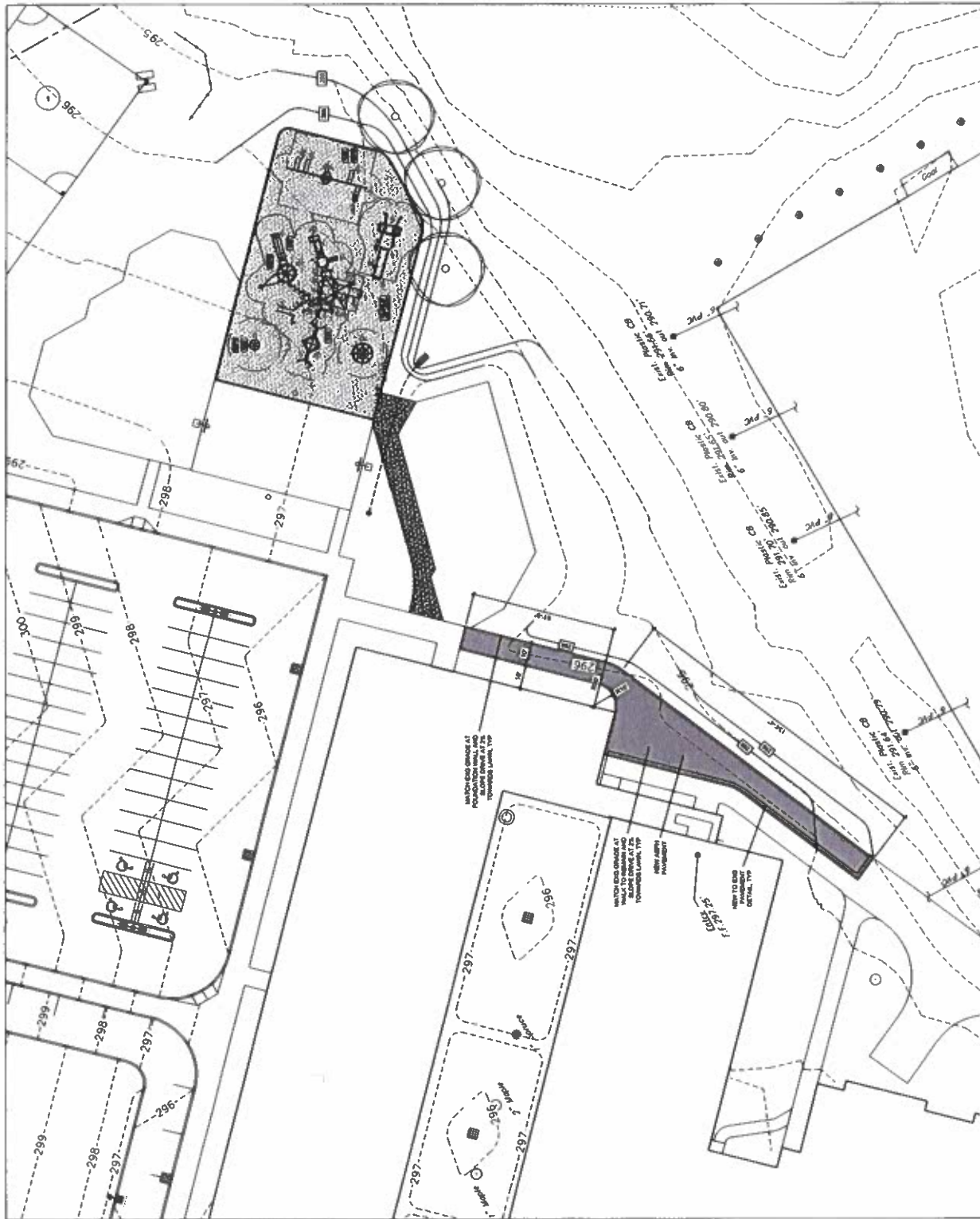
Should you have any questions, please call.

Sincerely,

Joe McGuire
Project Manager

DATE: 08/20/2022

1. NEW ASPHALT DRIVE LAYOUT PLAN



NEW ASPHALT DRIVE LAYOUT PLAN

SCALE: 1"=20'



DATE: 08/20/2022

PROJECT: NEW ASPHALT DRIVE LAYOUT PLAN

DATE: 08/20/2022

PROJECT: NEW ASPHALT DRIVE LAYOUT PLAN

DATE: 08/20/2022

PROJECT: NEW ASPHALT DRIVE LAYOUT PLAN

DATE: 08/20/2022

PROJECT: NEW ASPHALT DRIVE LAYOUT PLAN

DATE: 08/20/2022

PROJECT: NEW ASPHALT DRIVE LAYOUT PLAN

DATE: 08/20/2022

PROJECT: NEW ASPHALT DRIVE LAYOUT PLAN

DATE: 08/20/2022

PROJECT: NEW ASPHALT DRIVE LAYOUT PLAN

DATE: 08/20/2022

PROJECT: NEW ASPHALT DRIVE LAYOUT PLAN

DATE: 08/20/2022

PROJECT: NEW ASPHALT DRIVE LAYOUT PLAN

DATE: 08/20/2022

PROJECT: NEW ASPHALT DRIVE LAYOUT PLAN

DATE: 08/20/2022

PROJECT: NEW ASPHALT DRIVE LAYOUT PLAN

DATE: 08/20/2022

PROJECT: NEW ASPHALT DRIVE LAYOUT PLAN

DATE: 08/20/2022

PROJECT: NEW ASPHALT DRIVE LAYOUT PLAN

DATE: 08/20/2022

PROJECT: NEW ASPHALT DRIVE LAYOUT PLAN

DATE: 08/20/2022

PROJECT: NEW ASPHALT DRIVE LAYOUT PLAN

DATE: 08/20/2022

PROJECT: NEW ASPHALT DRIVE LAYOUT PLAN

DATE: 08/20/2022

PROJECT: NEW ASPHALT DRIVE LAYOUT PLAN

DATE: 08/20/2022

PROJECT: NEW ASPHALT DRIVE LAYOUT PLAN

DATE: 08/20/2022

PROJECT: NEW ASPHALT DRIVE LAYOUT PLAN

DATE: 08/20/2022

PROJECT: NEW ASPHALT DRIVE LAYOUT PLAN

DATE: 08/20/2022

PROJECT: NEW ASPHALT DRIVE LAYOUT PLAN

DATE: 08/20/2022

PROJECT: NEW ASPHALT DRIVE LAYOUT PLAN

DATE: 08/20/2022

PROJECT: NEW ASPHALT DRIVE LAYOUT PLAN

DATE: 08/20/2022

PROJECT: NEW ASPHALT DRIVE LAYOUT PLAN

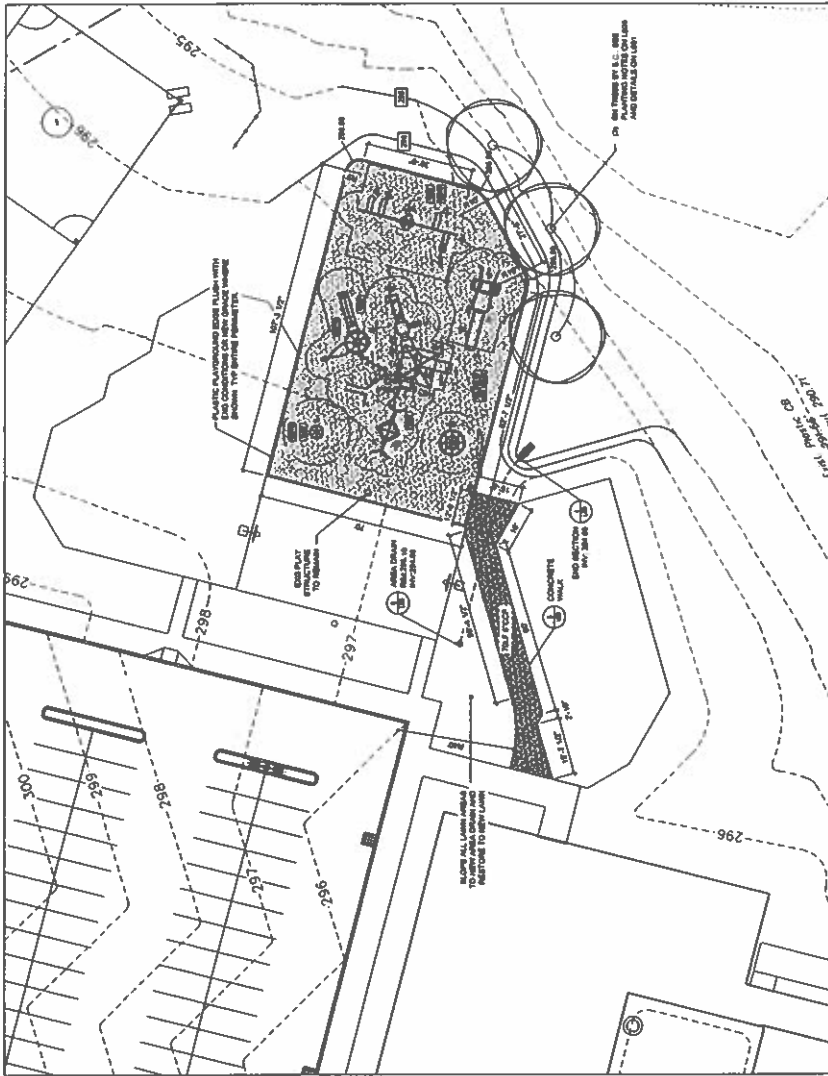
DATE: 08/20/2022

PROJECT: NEW ASPHALT DRIVE LAYOUT PLAN

DATE: 08/20/2022

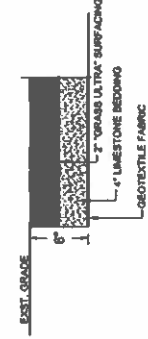
NOTES:

1. SEE EXISTING AND PROPOSED, SPECIFICATIONS, NOTES.
2. THE USER OF THIS DRAWING SHALL BE RESPONSIBLE FOR THE PROPER USE OF THE INFORMATION CONTAINED HEREIN.
3. THE USER OF THIS DRAWING SHALL BE RESPONSIBLE FOR THE PROPER USE OF THE INFORMATION CONTAINED HEREIN.
4. THE USER OF THIS DRAWING SHALL BE RESPONSIBLE FOR THE PROPER USE OF THE INFORMATION CONTAINED HEREIN.
5. THE USER OF THIS DRAWING SHALL BE RESPONSIBLE FOR THE PROPER USE OF THE INFORMATION CONTAINED HEREIN.

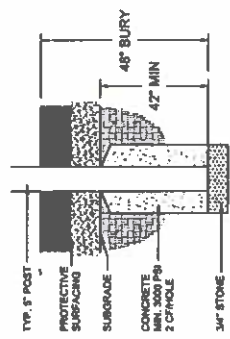


PLAYGROUND LAYOUT PLAN
SCALE: 1"=10'-0"

NOTE: 6" DEPTH EXCAVATION TO SUBGRADE ELEVATIONS. DISPOSE OF EXCESS SOILS AND COMPACTION TO 95% FOR THE PLAYGROUND AREA IS BY SITE CONTRACTOR.



SURFACING SECTION
SCALE: NONE



**POST SECTION EXAMPLE
INSTALL AS PER
MANUFACTURER SPECIFICATIONS**
SCALE: NONE

BCA Architects & Engineers
10000 W. 10th Avenue, Suite 100
Denver, CO 80202
Tel: 303.733.1100
Fax: 303.733.1101
www.bcaarchitects.com



GODFREY CITY SCHOOL DISTRICT
JOHN P. KENNEDY ELEMENTARY SCHOOL
2022 CAPITAL OUTLAY PROJECT
PLAYGROUND AT LINDSEY PARK

PROJECT NO.	2022-001
PROJECT NAME	PLAYGROUND AT LINDSEY PARK
DATE	10/10/2021
DESIGNED BY	JPK
CHECKED BY	JPK
DATE	10/10/2021
PROJECT PLAN & DETAILS	

DATE	10/10/2021
SCALE	1"=10'-0"
SHEET NO.	3
TOTAL SHEETS	1800
BY	BD
CHECKED BY	BD



CHANGE ORDER CERTIFICATION

Must be attached to back of Change Order

FP-COC 09/02, rev 08/06,

rev. 04/10

Page One

THE STATE EDUCATION DEPARTMENT

THE UNIVERSITY OF THE STATE OF NEW YORK / Albany, NY 12234

Office of Facilities Planning, Room 1060 Education Building Annex

Tel. (518) 474-3906 Fax (518) 486-5918

www.emsc.nysed.gov/facplan/

Instructions: This CERTIFICATION is required for all change orders submitted to SED
Fill out all three parts completely.

Change Order Number:

1-01

Part One - General Information

Provide separate Change Orders for each Project Number

SED Project Number

5 1 2 3 0 0 0 1 0 0 0 6 0 1 3

District BEDS Code

Building Identification Number

Project number

District & Building Name

Ogdensburg City School District, John F. Kennedy Elementary School

Type of Project

☒ Reconstruction / Alteration ☐ Addition & Alteration ☐ New Building ☐ Other

Project Description

2022 Capital Outlay Project

Architect / Engineer firm

BCA Architects & Engineers 15 Public Square Watertown, NY 13601

name

address

Contact Person

Shawn M. Travers, R.A. Principal/Architect (315) 782-8130 stravers@thebcgroup.com

name & title

phone number & e-mail

Construction Manager firm

BCA Architects & Engineers 15 Public Square Watertown, NY 13601

name

address

Contact Person

Larry Coburn, Senior Construction Manager (315) 782-8130 lcoburn@thebcgroup.com

name & title

phone number & e-mail

District Contact Person

Kevin Kendall, Superintendent of Schools (315) 393-0900 kkendall@ogdensburgK12.org

name & title

phone number & e-mail

Part Two

Provide the following information for each individual item in the change order:

(Number each item if there is more than one and provide additional sheets as necessary.)

- Requested By (Who initiated the change request)
- Relationship to Project Scope (How is this change related to the original project scope)
- Basis of Need (Describe why the change is needed)
- Description of Work (Provide a detailed description of the work or services provided in the change order. Provide text, a drawing or both as necessary to demonstrate code compliance and the individual cost of each item.)

A Owner requested.

B Under the Capital Project, site development was scheduled as per Contract Drawings L100, L400 & L800.

C During construction, the Owner requested that an existing asphalt walkway / drive at the rear of the building be connected to the expanded playground area for students & staff coming from the south end of the building. The lack of a hard surface has resulted in a deteriorated, eroded path in the lawn from both vehicle & pedestrian traffic. With favorable bids and contractors already mobilized, work proceeded in accordance with Contract Drawing JC-L1.

D Add to provide an asphalt drive/walkway connection around the rear of the building to accommodate pedestrians as well as maintenance vehicles as per Contract Drawing JC-L1.

CHANGE ORDER CERTIFICATION

FP-COC 04/10

Page Two

Part Three

1

Change order requirements:

- ✓ The scope of the change order must relate to the project scope previously approved.
- ✓ Dollar amounts applied from allowances toward costs associated with the changes must be provided.
- ✓ If the cost of this change order is not within the approved amount as currently established on the SA-4, please provide a Form FP-FI, Request for Revision of Financial Information, with documentation showing the additional authorization of funds.
- ✓ Each change order shall be signed by the president of the board of education, the architect/engineer, and the contractor.

2

Certification of the Superintendent of Schools (District Superintendent if a BOCES project)

The following statements are true and correct to the best of my knowledge and belief:

- The revised total cost is within the authorized appropriation for this project.
- Where any work of this change order requires a type or kind of work that is not included in the original contract documents, the school district's attorney has been contacted to assure conformance with the Opinion of the State Comptroller No. 60-505.

11/18/22
Date

Kevin Kendall
Mr. Kevin Kendall, Superintendent of Schools

3

Certification of the Architect or Engineer

The following statements are true and correct to the best of my knowledge and belief:

- Work required by this change order is in accordance with applicable sections of the approved contract documents.
- Any plan, sketch, or attachment referenced in this change order is included herein.
- Work required by this change order is in accordance with applicable provisions of the NYS Uniform Fire Prevention and Building Code, State Education Department's building standards, and NYS Department of Labor's Code Rule 56.
- Work required by this change order was designed by an architect or engineer who is currently licensed by the State of New York.
- Work required by this change order that involves asbestos-containing building material (ACBM) was designed by an architect or engineer who is currently licensed by the State of New York and who is appropriately certified as an asbestos designer by the NYS Department of Labor at the time he/she designed the asbestos-related project.

11.02.22
Date

BCA Architects & Engineers
Architectural / Engineering Firm Name
Shawn M. Travers
Mr. Shawn M. Travers, RA